
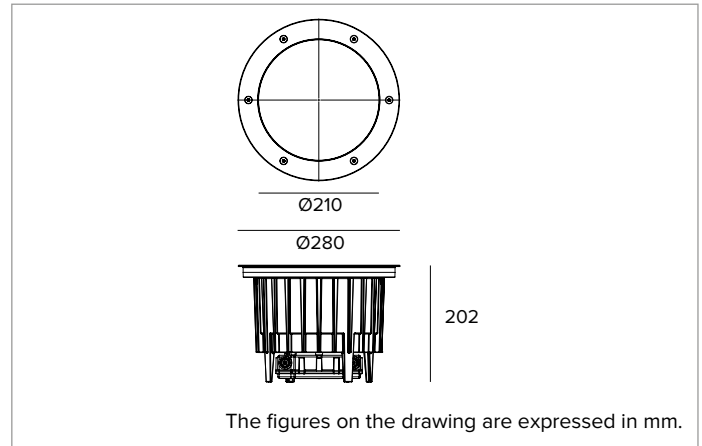


E013WWHRGWMXACB | KEPLERO 280 Wall Washer RGBW

Professional inground Wall Washer projector fitted with LED RGBW sources



The fixture's photometric values can be found on the following pages



SOURCE

High efficiency RGBW LED Emitter.

Energy efficiency class: G

Nominal power: 49W

Nominal flux: See photometries

Colour rendering index: See photometries

CCT nominal: See photometries

ILLUMINOTECHNICAL CHARACTERISTICS

A Wall Washer optical system composed of a PMMA lens, a highly reflective anodised aluminium reflector and a holographic filter.

Optic: WALL WASHER

Beam angles: WW

Optical efficiency: 100%

Fixture flux: See photometries

Luminous efficacy: See photometries

Photobiological safety: Compliant with RG1 low risk group

MECHANICAL CHARACTERISTICS

Die-cast aluminium body with 3 layers of protection: anodised, cathodolysis and black paint. Brushed stainless steel (AISI 316) ultra flat decorative ring with bevelled edge (copper bronze finish). Version with anti-slip protective glass for public pedestrian areas. Anti theft stainless steel A4 Torx screws.

Colour and finish: Copper bronze

Weight: 5.7Kg

Version: ANTI-SLIP GLASS

Degree of protection: IP66,IP67

Mechanical Resistance: IK10

ELECTRICAL CHARACTERISTICS

Integrated electronic power supply. Controlled using DMX-RDM protocols that make it possible to programme the fixture remotely (no dip-switch) using the DMX data line. Programming the fixtures is done using the USB-RDM programmer that is available as an accessory.

Fixture Power: See photometries

Power supply: 120-277V 50/60Hz

Insulation Class: CLASS 1

Type of driver / Control: DMX RDM

Driver included: YES

Class F: YES

Ambient temperature: -25°C / +35°C

INSTALLATION

Nylon installation sleeve to be ordered separately as an accessory. The sleeve is pre-set for both flush or straight edge installation. 20kN resistance to static load.

NOTES

All light fixtures must be completed with an installation sleeve. All versions of the KEPLERO family meet all the requirements of EN 60598-2-13 standard regarding drive-over and walk-over performances. Low temperatures on the glass make them suitable even for installation in "special areas", such as spaces for children. Photometrics show the maximum emission values of fixtures. Uses the "Waterblock Plus" technical solution that involves resin coating the connection cables and completely resin coating the integrated driver limiting the risk of humidity reaching the fixture. 110-277Vac version available on request.

WARNING

Luminaire designed for disposal/recycling at end-of-life. Replaceable (LED only) light source by a professional. Replaceable control gear by a professional.

Due to the technological evolution of the electronic components, the data provided may be updated, and as such, confirmation must be requested during the order process.

Luminous flux and power supply have +/-10% tolerances with respect to the indicated value. tq +25°C (CIE 121).

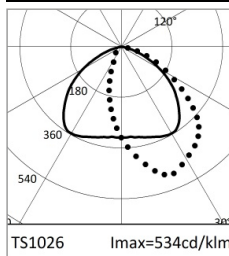
We reserve the right to make technical changes.

Targetti Sankey S.r.l.
Via Pratese, 164
50145 Firenze - Italy
Tel: +39 055 37911
targetti.com
targetti@targetti.com

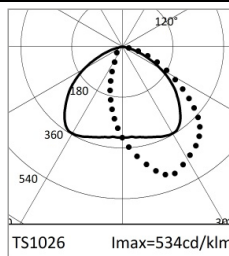
CCIAA Firenze
Share Capital:
€ 500.000,00
VAT N. (IT):
01537660480
R.E.A: FI-275656

TARGETTI

E013WWHRGWMXACB | KEPLERO 280 Wall Washer RGBW
Professional inground Wall Washer projector fitted with LED RGBW sources



		H(m)	D1(m)	D2(m)	E _{max} (lx)		
			116°	76°			
Fixture Power	56W	1	3.17	2.12	449		
Source Flux	1091lm	2	6.35	4.25	112		
Fixture Flux	1091lm	3	9.52	6.37	50		
Efficacy	19lm/W	4	12.69	8.50	28		
TS1026	I _{max} =534cd/klm	I _{max}	583cd	5	15.86	10.62	18



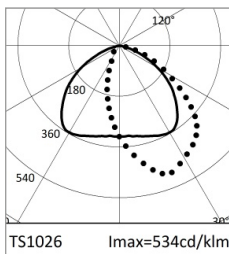
		H(m)	D1(m)	D2(m)	E _{max} (lx)		
			116°	76°			
Fixture Power	58W	1	3.17	2.12	391		
Source Flux	949lm	2	6.35	4.25	98		
Fixture Flux	949lm	3	9.52	6.37	43		
Efficacy	16lm/W	4	12.69	8.50	24		
TS1026	I _{max} =534cd/klm	I _{max}	507cd	5	15.86	10.62	16

RGBW

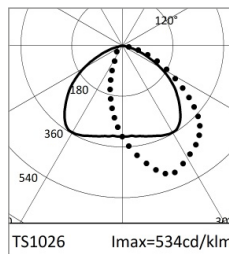
Fixture Power	56W
Nominal flux	1091lm
Fixture flux	1091lm
Luminous efficacy	19lm/W

RGB

Fixture Power	58W
Nominal flux	949lm
Fixture flux	949lm
Luminous efficacy	16lm/W



		H(m)	D1(m)	D2(m)	E _{max} (lx)		
	4000K		116°	76°			
	Ra80						
Fixture Power	15W	1	3.17	2.12	147		
Source Flux	357lm	2	6.35	4.25	37		
Fixture Flux	357lm	3	9.52	6.37	16		
Efficacy	24lm/W	4	12.69	8.50	9		
TS1026	I _{max} =534cd/klm	I _{max}	191cd	5	15.86	10.62	6



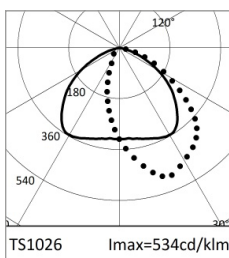
		H(m)	D1(m)	D2(m)	E _{max} (lx)		
			116°	76°			
Fixture Power	20W	1	3.17	2.12	148		
Source Flux	359lm	2	6.35	4.25	37		
Fixture Flux	359lm	3	9.52	6.37	16		
Efficacy	18lm/W	4	12.69	8.50	9		
TS1026	I _{max} =534cd/klm	I _{max}	192cd	5	15.86	10.62	6

WHITE

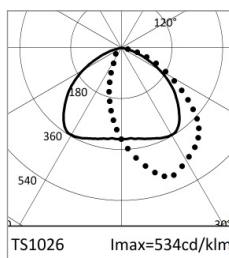
CCT nominal	4000K
Colour rendering index	80
Fixture Power	15W
Nominal flux	357lm
Fixture flux	357lm
Luminous efficacy	24lm/W

RED

Fixture Power	20W
Nominal flux	359lm
Fixture flux	359lm
Luminous efficacy	18lm/W



		H(m)	D1(m)	D2(m)	E _{max} (lx)		
			116°	76°			
Fixture Power	28W	1	3.17	2.12	244		
Source Flux	593lm	2	6.35	4.25	61		
Fixture Flux	593lm	3	9.52	6.37	27		
Efficacy	21lm/W	4	12.69	8.50	15		
TS1026	I _{max} =534cd/klm	I _{max}	317cd	5	15.86	10.62	10



		H(m)	D1(m)	D2(m)	E _{max} (lx)		
			116°	76°			
Fixture Power	20W	1	3.17	2.12	47		
Source Flux	113lm	2	6.35	4.25	12		
Fixture Flux	113lm	3	9.52	6.37	5		
Efficacy	6lm/W	4	12.69	8.50	3		
TS1026	I _{max} =534cd/klm	I _{max}	60cd	5	15.86	10.62	2

GREEN

Fixture Power	28W
Nominal flux	593lm
Fixture flux	593lm
Luminous efficacy	21lm/W

BLUE

Fixture Power	20W
Nominal flux	113lm
Fixture flux	113lm
Luminous efficacy	6lm/W

Due to the technological evolution of the electronic components, the data provided may be updated, and as such, confirmation must be requested during the order process. Luminous flux and power supply have +/-10% tolerances with respect to the indicated value. tq +25°C (CIE 121).

We reserve the right to make technical changes.

Targetti Sankey S.r.l.
Via Pratese, 164
50145 Firenze - Italy
Tel: +39 055 37911
targetti.com
targetti@targetti.com

CCIAA Firenze
Share Capital:
€ 500.000,00
VAT N. (IT):
01537660480
R.E.A: FI-275656



E013WWHRGWMXACB | KEPLERO 280 Wall Washer RGBW

Professional inground Wall Washer projector fitted with LED RGBW sources

Related codes

Sleeve



Code

1E2394

Grey nylon installation sleeve.
The sleeve is pre-set for both flush or straight edge installation.
Complete with dedicated cover cap for installations in concrete.
Flush ring Ø 286 H.225.
Straight edge ring Ø 271 H. 223.

Accessories

Tool



Code

1E2496

Metal handle for fixture removal



Code

1E2495

Features TORX HEAD, TX 30.



Code

1E0388

Sucker tool to raise the glass.

Connector



Code

1E3184

IP68 4-way cable connector (5 pole).

Due to the technological evolution of the electronic components, the data provided may be updated, and as such, confirmation must be requested during the order process.
Luminous flux and power supply have +/-10% tolerances with respect to the indicated value. tq +25°C (CIE 121).

We reserve the right to make technical changes.

Targetti Sankey S.r.l.
Via Pratese, 164
50145 Firenze - Italy
Tel: +39 055 37911
targetti.com
targetti@targetti.com

CCIAA Firenze
Share Capital:
€ 500.000,00
VAT N. (IT):
01537660480
R.E.A: FI-275656

TARGETTI

E013WWHRGWMXACB | KEPLERO 280 Wall Washer RGBW

Professional inground Wall Washer projector fitted with LED RGBW sources

Control systems



Code

1E2767

USB-RDM Programmer code.
DMX-RDM (Remote Device Management) address planner.
Used with the "RDM Targetti" software that can be downloaded for free from the Targetti website download section.
To be used with all RGBW products.
The USB-RDM programmer manages to direct DMX-RDM fixtures if there are no BUFFER or Splitter DMXs on the section.
Please refer to the instructions for more details.



Code

A077

my-SCENARIO Show Store.
Programmable DMX interface that integrates the latest innovations in lighting control in architectural and entertainment applications.
It features USB Type-C and Ethernet ports for programming and remote control.
The unit can be fully programmed with ESA Pro 2 software (available for Windows and Mac users) or via mobile applications such as Arcolis (available for iOS or Android devices).
It can be fully customised: pixel mapping, triggering management, patch configuration and much more.
The system offers great possibilities for the control of your lighting installation: multi zone control (allowing the management of up to 5 independent zones), extended triggers (time/date, Sunrise/Sunset, input ports, TCP/UDP commands), 16-bit channels management, full recovery after power loss, up to 99 total scenes, and 1024+ DMX channels.
The intuitive backlit keyboard comes with 10 preset buttons for a user friendly experience.

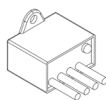


Code

1T6499

myScenario Wall.
DMX controller with a glass touch sensitive screen for architectural applications.
It can control two different DMX universes (2x 512 channels).
Stand alone function or connected to a computer using a USB port.
Software for creating scenarios (that can be downloaded from the Targetti website) included.
It can manage 10 different lighting zones and 50 scenarios per zone.
The touch keys on the front make it possible to modify and recall programmed scenarios.
USB cable included.
To be used with all RGBW products.

Surge protector



Code

A013A

Surge protector compatible with CLASS I lighting fixtures.
Operating voltage 230-277Vac.
SPD type 2+3.
Max surge protection 10kV.
CLASS I
IP67

Due to the technological evolution of the electronic components, the data provided may be updated, and as such, confirmation must be requested during the order process.
Luminous flux and power supply have +/-10% tolerances with respect to the indicated value. tq +25°C (CIE 121).

We reserve the right to make technical changes.

Targetti Sankey S.r.l.
Via Pratese, 164
50145 Firenze - Italy
Tel: +39 055 37911
targetti.com
targetti@targetti.com

CCIAA Firenze
Share Capital:
€ 500.000,00
VAT N. (IT):
01537660480
R.E.A: FI-275656

TARGETTI